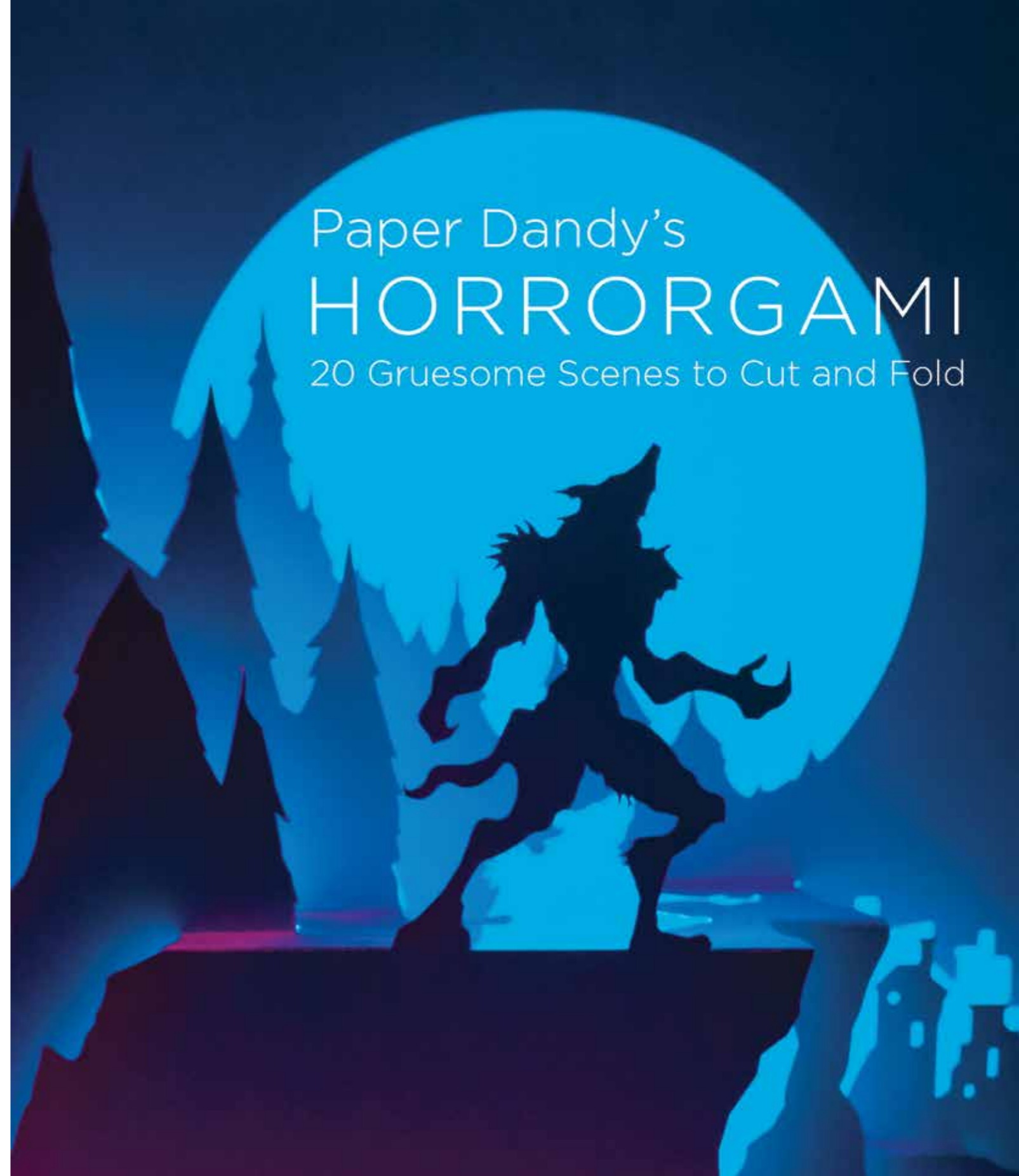
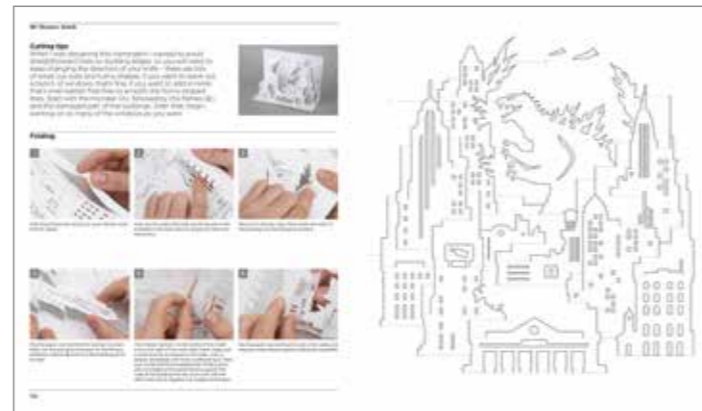




# Paper Dandy's Horrorgami

## 20 Gruesome Scenes to Cut and Fold

Marc Hagan-Guirey



### Specification

Format: 245 x 210 mm/9 3/4 x 8 3/8 ins

Extent: 128 pages

Illustrations: 200 colour illustrations

Binding: Paperback, perfect bound

ISBN: 978 1 78067 593 0

To be published: Aug 2015




[www.laurenceking.com](http://www.laurenceking.com)

Laurence King books are distributed throughout the world (except USA, Canada and Latin America) by Thames & Hudson Ltd.  
Telephone: +44 (0) 20 7845 5000  
Fax: +44 (0) 20 7845 5050  
Email: [sales@thameshudson.co.uk](mailto:sales@thameshudson.co.uk)  
[www.thamesandhudson.com](http://www.thamesandhudson.com)

Distributed in the United States and Latin America by  
Chronicle Books  
Telephone: +1 800-759-0190  
Fax: +1 800-286-9471  
Email: [frontdesk@chroniclebooks.com](mailto:frontdesk@chroniclebooks.com)  
[www.chroniclebooks.com](http://www.chroniclebooks.com)

Distributed in Canada by  
Raincoast Books  
Telephone: +1(604) 323-7100  
Fax: +1(604) 323-2600  
Email: [info@raincoast.com](mailto:info@raincoast.com)  
[www.raincoast.com](http://www.raincoast.com)

# 03 Suburban Slaughter



## 03 / Suburban Slaughter

### Cutting tips

Start by cutting out the character in the doorway. Don't feel that you have to cut around him in one movement of the blade. It's easier if you approach it as a lot of small, straight lines in a sequence. Make a small incision, then lift the blade, then place the blade back on the paper again for the next cut, and so on. After you've cut him out, it shouldn't be too much of a 'nightmare' to finish.



### Folding



1 With the printed side facing you, start by folding the main bottom crease, using the scoring technique. Push down the background plane with your forefinger and the base plane with your thumb while placing your middle finger in the valley of the fold for leverage.

2 Push out the valley folds on the base of the house, followed by the porch eaves.

3 Work on the valley folds where the porch is joined to the front of the house. Only do this a little the first time and come back to it at a later stage to apply more pressure to the crease. Next, push out the crease of the porch and the character's feet.



4 Rotate the model 90 degrees and just cut the valley fold that joins the roof to the background plane, then move on to the valley folds around the roof area and to the top of the porch.

5 With the model on its side, work down the folds at the top of the gable window. Push to the edge above – essentially you're using your fingers to push the creases into each other.

6 Use a glass against the back of the mountain fold on the slope of the front porch. You can then push the flap flat against the base to complete the crease.



## 03 Suburban Slaughter

Difficulty level: Beginner

This homorgami is based on the house from Wes Craven's *A Nightmare on Elm Street* in which Nancy Thompson and her schoolfriends' dreams are invaded by one of the most infamous characters in horror – Freddy Krueger, the bladed glove-wearing child murderer. Released in 1984, *A Nightmare on Elm Street* is a must-see for all budding horror aficionados even if it's just to see a young Johnny Depp in his first big screen role essentially get blended in his bedroom. It works for me.

The fictional number 1428 Elm Street, Springwood, was shot on location at 1428 N Genesee Ave, Los Angeles. The real house was used in the first two films of the series (constructed sets were used for the later films) and it is still standing. By searching online you can see how a recent owner completely remodelled it, turning it from a house of hell into a much less gruesome affair. As a nod to the house's role in the film, the new owners painted the door red, as it was in the series.



## 11 Carfax

Difficulty level: Intermediate

In Bram Stoker's novel *Dracula*, Carfax is the name of the estate in Purfleet just outside London that the Count buys and where he relocates. The purpose of solicitor Jonathan Harker's visit to Transylvania, mentioned in the novel, is to aid with the finalization of the transaction. The main residence at Carfax is described as being decayed, having been abandoned for some time, and having a church within its grounds.

Carfax doesn't exist, but it's commonly believed that Whitby Abbey on the coast of North Yorkshire, UK, provided Stoker with the inspiration for the Count's new abode. The abbey is the imposing ruin of a 700-year-old Benedictine monastery. When gazing upon its Gothic features and taking in its eerie atmosphere, it's easy to see how it could have inspired the original location in the novel.

Whitby Abbey also has a small church within its grounds. In other interpretations of the book, Carfax is renamed as Carfax Abbey, combining the church and main building into one.

